



TRADE WITHOUT THE NOISE. FOLLOW THE DATA.

CONTROL THE RISK.

# THE TERMINAL WITHOUT PRICES OR CANDLESTICKS



[ WHO WE ARE ]

# We're rewriting the rules of trading

We're not another trading startup. We're a crew of ex-fund managers, dealing desk insiders and algorithmic developers with cumulative 50 years of experience in trading.

We've:

Managed millions in capital

[01]

Written code that crunches millions of market scenarios


[02]

Logged tens of thousands of real trades

[03]

Collected exclusive trader data no retail user has ever seen

[04]



EMAMA TERMINAL ISN'T JUST  
A TOOL. IT'S YOUR WAY OUT  
OF THE CHAOS





[ THE PROBLEM ]

# The game has changed, most traders approach to trading haven't


Algorithms run the markets now. Market makers profit off your predictability.

## Why?

Because everyone's doing the same thing: the same Pattern Algorithms in Trading, the same stop-loss placements, the same emotional mistakes.

Market makers know exactly where you'll flinch. That's why 9 out of 10 traders lose.

You spend hours analyzing — the market still beats you to the punch.








[ THE SOLUTION ]

# EMAMA — trade like you've got the playbook

We threw out all the distractions:



NO  
PRICES




NO  
CANDLESTICKS



NO  
TECHNICAL ANALYSIS

Instead, EMAMA runs on Exponential Moving Average (EMA) 25 + the behavior of big capital.

Add in multi-timeframe analysis, automated risk controls, and zero emotional interference — and you've got a statistical edge no market maker wants you to have.





**“THERE’S NO PLACE HERE FOR  
CHART PATTERNS, SUPPORTS,  
NEWS, OR CANDLE  
FANTASIES”**

**© EMAMA CEO**






[ WHY EMA 25 WORKS ]

# We tested over 100 Million market scenarios

AI tests confirmed it: EMA 25 is the pivot point market makers use to move liquidity.

It's not theory. It's math.

It's the equilibrium of the market and if you know it, you see the game in real time.







[ TOOLS ]


# Dashboard

See the whole market at a glance.

No noise. No fluff. Just the numbers that matter.

## BIRCH MATRIX

Real-time market heatmap



## AVERAGE DEVIATION POWER (ADP)

Strength of deviation from EMA 25

### ANALYTICAL DASHBOARD

#### AVERAGE DEVIATION POWER, %



## TREND DOMINANCE (TD)

Trend strength across all assets

### TREND DOMINANCE, %



### TREND DOMINANCE, %





[ TOOLS ]

# Screener

Find trades in seconds, not hours.

- FILTER BY DEVIATION, STRENGTH AND DURATION – OR ALL AT ONCE
- RANK ASSETS INSTANTLY

Typical Example: Find coins oversold for 3+ hours on volume... two clicks, done.

	<div>EMA</div> <div>DPDUR</div> <div>DP+DUR</div> <div>1 min</div> <div>0.06</div>	<div>EMA</div> <div>DPDUR</div> <div>DP+DUR</div> <div>5 min</div> <div>0.23</div>	<div>EMA</div> <div>DPDUR</div> <div>DP+DUR</div> <div>15 min</div> <div>0.27</div>		
<input type="checkbox"/>	XVGUSDT \$8.22 MMain				
<input type="checkbox"/>	1000BONKUSDT \$149.66 MMeme	2.6529	5.2511		
<input type="checkbox"/>	1000PEPEUSDT \$498.98 MMeme	0.0030	0.109		
<input type="checkbox"/>	AIOTUSDT \$27.57 MAI	0.3311	0.241		
<input type="checkbox"/>	API3USDT \$117.18 MDeFi	0.3111	0.111		
<input type="checkbox"/>	CHZUSDT \$6.52 MGaming	-0.014	-0.092		
<input type="checkbox"/>	DFUSDT \$1.08 MDeFi	-0.041	-0.083		
<input type="checkbox"/>	DOTUSDT \$171.93 MMain	0.0316	0.035		





[ TOOLS ]

# Smart terminal

Speed + safety = confidence

One-click orders (including batches) [01]

Auto position sizing based on your set risk [02]

Hidden Stop Loss (SL) / Take Profit (TP) are stored on EMAMA-operated servers, invisible to market makers. [03]

Binance & Bybit ready [04]

Orders

Open positions - 0

Closed positions - 0

Smart

Tag

▼

Tickers

Select tickers

\* Frame

1 min

▼

\* Condition

<

\* Value

0.00

\* Max orders

5

Buy / Long

Sell / Short

\* Fee

0.05

%

i

\* Leverage

10.0

\* Volume

Fixed (\$)

▼

100

\* Stop loss

Percent

▼

2.0

\* Take profit

Percent

▼

8.0

[ TOOLS ]

# Risk management

Discipline without the effort.

14+ rules for limitations, maximum drawdown, alerts and many more

[01]


Supervisor lock — you can’t sabotage your own plan

[02]

Auto-reduce size or block trades if you break limits





















[03]

## Configure templates

 Template updated successfully!  
Main work risk

### Edit template: “Main work risk”

* Template name	* Description	
Main work risk	Short trade	

* Rule	* Value	* Active	
<div> Only trades with stop loss</div>		<div>On</div>	<div></div>
<div> Limit on number of concurrently open tr...</div>	100	<div>On</div>	<div></div>
<div> Limit on daily trade openings</div>	200	<div>On</div>	<div></div>
<div> Daily terminal hours limit</div>	12 <div>hours</div>	<div>On</div>	<div></div>
<div> Weekly trading days limit</div>	5 <div>days</div>	<div>On</div>	<div></div>
<div> Manual trade closing prohibited</div>		<div>On</div>	<div></div>
	1 <div>hours</div>		
<div> Maximum leverage</div>	5.0	<div>On</div>	<div></div>
<div> Daily loss limit (% of deposit)</div>	10.0 <div>%</div>	<div>On</div>	<div></div>
<div> ADP/TD limit (Long)</div>	Configure	<div>On</div>	<div></div>
<div> ADP/TD limit (Short)</div>	Configure	<div>On</div>	<div></div>





[ TOOLS ]

# Analytics

Your personal per trade x-ray statistics:

P&L, efficiency, risk profile [01]

Per-asset strategy stats [02]

Deep metrics like Kelly, R², ECR [03]

Breakdown

Single

Smart

Total

Direction

Long

Short

All

Trade

Deposit

\$ 204,345.03.00

Win rate

72.0 %

Risk management

Disabled

Positions (O/C) ⓘ

0 / 3 630

Profit factor

1.98

P&L by coin

[View details](#)

Avg win ↗

80.92\$ (0.77%)

Losing positions ↘

1,029

Worst position ⚡

-9 217.41\$

Risk / Reward ⇄

0.78

Total P&L 💵

104 345.04\$ (104.35% / 1 405.01%)

Total fees 📉

44 219.75\$

Volume 📉

44 090 869.23\$

Positions (single/smart) ⇄ ⓘ

22 / 3 608

Capital efficiency ⚡

0.24%

ECR 🏠 ⓘ

78.46

Winning positions ↗

2,601

Best position ☆

4 658.38\$

Avg efficiency / posit

0.39%

Kelly %

36.10%

# Comfort and customization

Custom watchlists	[01]
Spot and futures API integration	[02]
Alerts to browser or telegram	[03]
Unlimited demo trading	[04]

# TRADE EXACTLY THE WAY YOU WANT, WITHOUT GIVING UP SAFETY

**Common settings.**

Dark ☐ Toggle application theme

twilight  Change color palette

primary secondary

## Notifications

Average mode Ticker mode

### Create notification

Timeframe Average Devia

1 H  < 20

+ Add

\* Notification name

## AVERAGE DEVIATION POWER, 1.12%

timeframe: 4 H

### TREND DOMINANCE, %

9.51 1 min

7.07 5 min

69.51 4 H 1

64.87 5 H

## AVERAGE DEVIATION POWER, -0.26%

### TREND DOMINANCE, %

7.07 1 min 1

6.34 5 min

68.53 4 H

64.63 5 H





[ WHY IT WORKS ]

# Why EMAMA wins

Different vision on the markets — identify trends instantly [01]

Lightning-fast, tech-first trading [02]

Emotions under control with built-in risk rules [03]

Protection from market maker manipulation [04]

Stats as your core advantage [05]

Fits any style — scalping, intraday, swing, positional [06]

“WE MAKE TRADING BORING — AND THAT’S EXACTLY WHY IT WORKS”

© EMAMA CEO



[ HOW IT WORKS ]

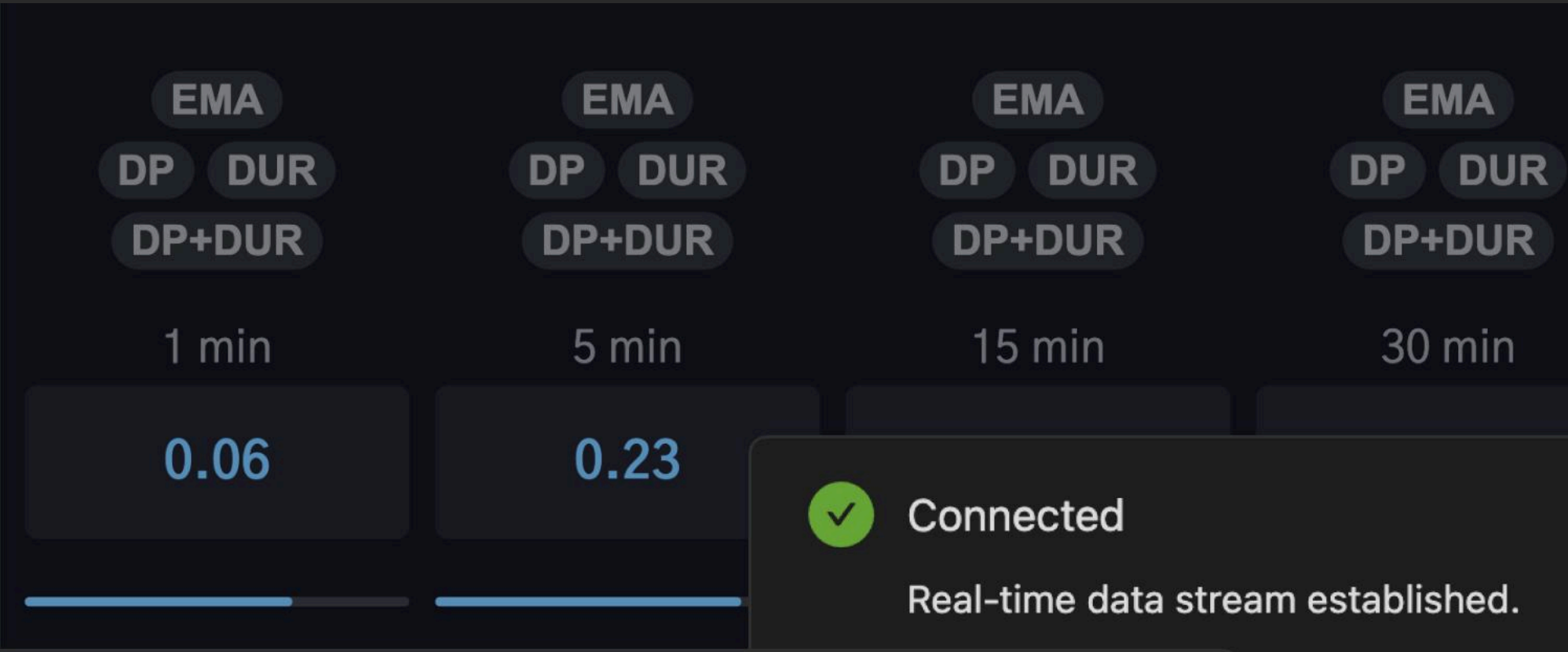
# Getting started

Sign up [01]

Connect Binance/ Bybit or go demo [02]

Set watchlists, risk rules, alerts [03]

Start trading smarter [04]



Connected

Real-time data stream established.

App settings

List

Connect to TG

Credentials

EMA Indicator

Notifications

Common settings

Account

Open Telegram and link to our bot for real-time app notifications.

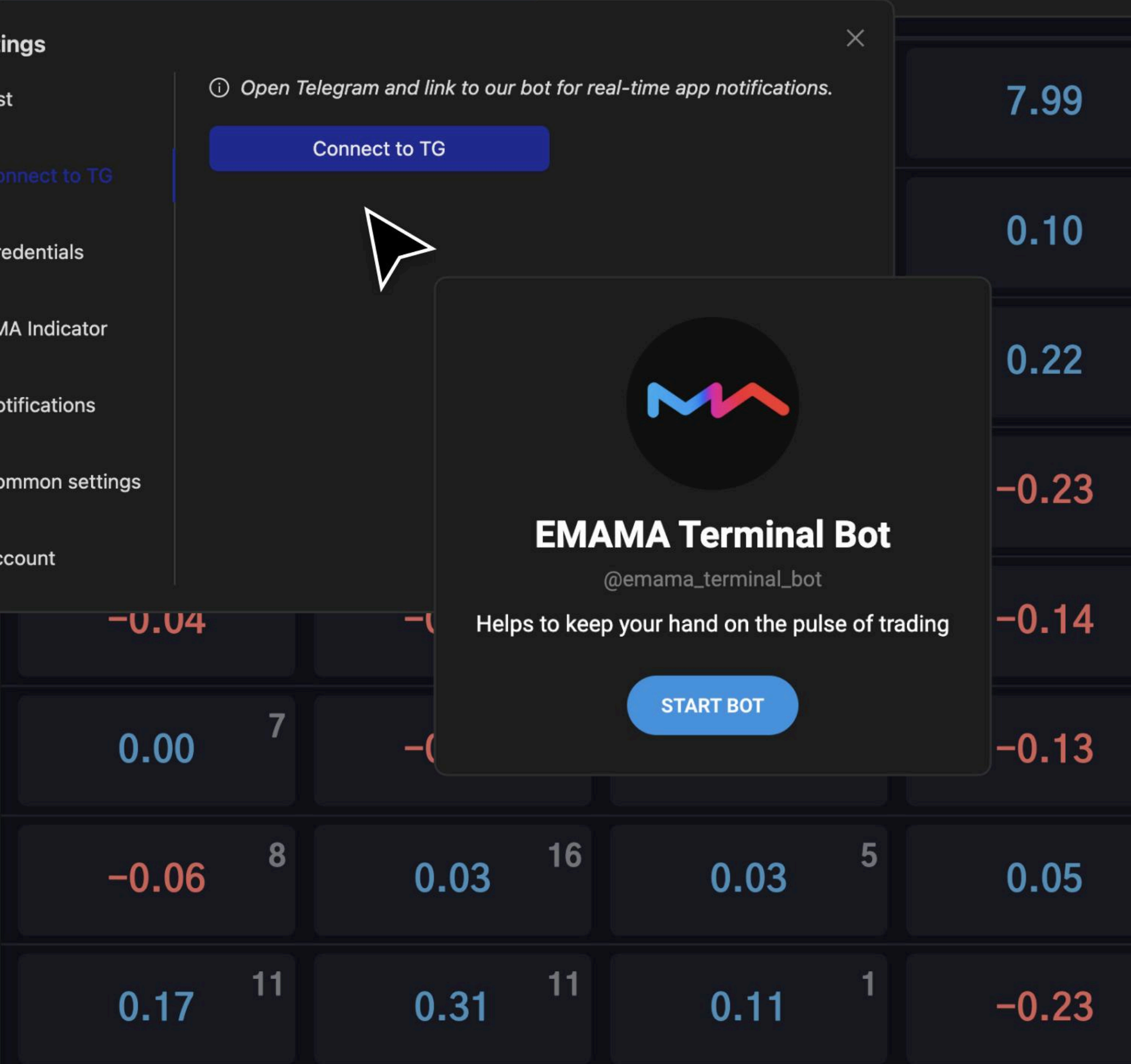
Connect to TG

EMAMA Terminal Bot

@emama\_terminal\_bot

Helps to keep your hand on the pulse of trading

START BOT







[ BETA TESTING ]

# IF YOU'VE READ THIS FAR, YOU'RE ALREADY AHEAD

You don't need to believe anyone, now you  
know what and when would happen.

Welcome to EMAMA — where  
trading becomes a system, not  
a gamble.

Beat the pattern.

APPLY FOR BETA TESTING



GO TO THE EMAMA  
TERMINAL